

**VIKAS BHARATI PUBLIC SCHOOL**  
**PRE-SCHOOL (SYLLABUS)**

**OBJECTIVES:-**

1. To work for the overall development & growth of the child.
2. To get the child familiar with the world around him/her.
3. To develop the requisite behaviour, attitude & values in the child.
4. To enhance the child's comprehension of simple spoken English.
5. To develop oral fluency in the language by speaking & listening activities.
6. To acquaint the child with daily life mathematics.
7. To develop the problem solving & study skills in the child.
8. To make the child creative and imaginative.
9. To help him to recognize letters, numbers, colours, shapes etc.

**EVALUATION**

1. No formal tests will be conducted during the session.
2. Student's performance will be assessed continuously through the worksheets, orals & work done in the class.
3. The assessment is made in the form of grades.
4. The evaluation includes assessment of the overall development of the child.

**GENERAL INSTRUCTIONS**

1. An activity based teaching and learning process is strictly followed to ensure zero stress level and maximum learning experience.
2. Our teaching learning process is a storehouse of fun, frolic & knowledge that prepares a child for a smooth transition from Pre-school to formal school.
3. Our curriculum provides comprehensive introduction to pre-reading, pre-writing & number skills, language development & cognitive awareness for each level. (1)

4. Age appropriate activities are performed in the class for developing:-

- Analytical reasoning
- Sequential thinking
- Problem solving
- Eye & hand co-ordination
- Concentration Ability
- Recognition Ability

5. Topics covered every month will be supplemented with Presentations through Smart Class.

6. Maintain regular communication with the class teacher through the link book. Make it a point to attend all the PTMs.

7. All subjects, except Hindi will be taught in English. It will be helpful if English conversation is encouraged at home.

8. Above all, daily spend some quality time with your child to instill the want to read and learn more.

\* This planner will be followed as a guideline and a fair amount of changes will be made from time to time as demanded by the environment and the emerging situations in the classroom.

# FORMATION SHEET

## Numbers 1-20

	<u>I</u>	<u>O</u>		<u>I</u>	<u>O</u>			
		1		1	1			
		2		1	2			
		3		1	3			
		4		1	4			
		5		1	5			
		6		1	6			
		7		1	7			
		8		1	8			
		9		1	9			
	1	0		2	0			

## **ENGLISH**

**Books: 1. START WITH ALPHABET**

**2. PATTERNS WITH PATSY**

**3. MY FIRST ALPHABET CAPITAL LETTERS**

### **APRIL/ MAY**

- Pre writing strokes and curves
- Patterns: Standing, Sleeping, Slanting lines
- Recognition of capital & print letters: L, T, I
- Conversation: Usage of Magic Words (Please, Sorry, Thank You, Excuse Me), How are you feeling today?

### **JULY**

- Patterns: Standing, Sleeping, Slanting lines
- Recognition of capital & print letters: L, T, I, H, E
- Writing of capital letters: L, T, I, H, E
- Conversation: Myself, Greetings- Good morning, goodbye etc.

### **AUGUST**

- Patterns: Zig zag lines, Slanting lines
- Recognition of capital & print letters: E, A, N, M, V, Z
- Writing of capital letters: E, A, N, M, V, Z
- Conversation: My school, Days of the week

### **SEPTEMBER**

- Patterns: Curves and waves

(4)

- Recognition of capital & print letters: X, W,Y, K, O
- Writing of capital letters: X, W,Y, K, O
- Conversation: Usage of He / She, Usage of It

### **OCTOBER**

- Recognition of capital & print letters: Q, C, D
- Writing of capital letters: Q, C, D
- Conversation: Months of the year, Action words

### **NOVEMBER**

- Recognition of capital & print letters: P, B, R
- Writing of capital letters: P, B, R
- Conversation: Jungle Scene , Festivals

### **DECEMBER**

- Recognition of capital & print letters: U, J, G, S
- Writing of capital letters: U, J, G, S
- Sequence: A – Z (writing)
- Conversation: Weather - How is the weather?,  
Usage of May I.

### **JANUARY**

- Sequence: A – Z (writing)
- Conversation: Usage of This/ That (5)

- Patterns: Cursive ocean waves, Thread, Roller coaster
- Story Narration

### **FEBRUARY**

- Sequence A – Z (writing)
  - Revision of syllabus done so far.
  - Reading of two letter words
- 
- **Capital letters will be taken up for writing practice and print script only for reading practice.**
  - **Two rhymes will be taken up in the class every month.**

## **HINDI**

**Book:** अक्षर ज्ञान

### **APRIL – MAY**

- व्यंजन पहचान— क, ख, ग, घ, ङ

### **JULY**

- व्यंजन पहचान— च, छ, ज, झ, ञ

### **AUGUST**

- व्यंजन पहचान— ट, ठ, ड, ढ, ण

### **SEPTEMBER**

- व्यंजन पहचान— त, थ, द, ध, न,

### **OCTOBER**

- व्यंजन पहचान— प, फ, ब, भ

### **NOVEMBER**

- व्यंजन पहचान— म, य, र, ल, व

### **DECEMBER**


- व्यंजन पहचान— श, ष, स, ह  
➤ कहानी कथन

### **JANUARY**

- व्यंजन पहचान— क्ष, त्र, ज्ञ, श्र  
➤ कहानी कथन



फ से



## FEBRUARY

- सभी व्यंजनों की पुनरावृत्ति
- दो कविताएँ प्रतिमाह कक्षा में करवाई जाएगी

क ख ग घ ङ  
च छ ज झ ञ  
ट ठ ड ढ ण (ड़, ढ़)  
त थ द ध न  
प फ ब भ म  
य र ल व  
श ष स ह  
क्ष त्र ज्ञ





## **MATHS**

**Book: MATH WITH MAXI**

### **APRIL - MAY**

- Oral Counting: 1-5
- Counting of Objects: 1-5
- Concept: Big / Small
- Shape: Circle
- Patterns: Standing lines, sleeping lines & Introduction to curves
- Recognition of Numbers: 1, 2
- Writing of Number: 1



### **JULY**

- Oral Counting: 1-10
- Counting of Objects: 1-10
- Shape: Square
- Concept: Long / Short
- Patterns: Curves, slanting lines
- Recognition and writing of Numbers: 2, 3



### **AUGUST**

- Oral Counting: 1-15
- Shape: Rectangle
- Recognition and writing of Numbers: 4, 5, 6 (9)

- Sequence writing:1-5

### **SEPTEMBER**

- Oral Counting: 1-20
- Recognition and writing of Numbers: 7, 8, 9, 10
- Shape: Triangle
- Concept: Tall / Short

### **OCTOBER**

- Oral Counting: 1-25
- Sequence writing:1-10
- Recognition and writing of Numbers: 11,12,13

### **NOVEMBER**

- Oral Counting: 1-30
- Recognition and writing of Numbers: 14, 15,16
- Sequence writing:1-15

### **DECEMBER**

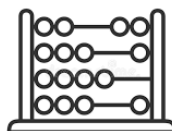
- Oral Counting: 1-40
- Concept: Heavy / light
- Recognition and writing of Numbers: 17, 18, 19

### **JANUARY**

- Oral Counting: 1-50
- Recognition and writing of Numbers: 20
- Sequence writing 1-20

### **FEBRUARY**

- Oral Counting: 1-50
- Revision of entire syllabus



**\* Book pages 9 to 14 will not be included in the syllabus.**

## **E.V.S**

**Books: 1. VISTA WORD BOOK**

**2. EVS Activity Folder**

### **APRIL - MAY**

- Myself
- Parts of the body
- Summer Season
- World Health Day
- Colours
- International Mother Earth Day



#### **Activities:**

- World Health day – Related Activity
- Parts of the body – Taste & Smell Activity
- Puppet Show – Good Manners & Self Hygiene
- Lemonade making

### **JULY**

- My Family
- Rainy Season
- My School
- Classroom Articles
- Nutrition Day
- Good Habits
- International day of Self-care



**Activities:**

- School visit
- My Healthy Platter
- Workshop – Me & My Family
- Pasting of pictures of classroom articles.
- Rainy season - Presentation
- Good Habits – Presentation
- Hygiene collage & Yoga activity

**AUGUST**

- Fruits
- Vegetables
- Independence Day
- Means of Transport

**Activities:**

- Presentation on Fruits & Vegetables
- Free hand drawing – (Flag, Fruits & Vegetables, Means of Transport)

**SEPTEMBER**

- Animals (Domestic, Wild & Water)
- My Home (Rooms & Articles)
- Safety Habits & Good Manners

**Activities:**

- Puppet show & drawing of Animals
- Teacher's presentation on safety habits and manners.

**OCTOBER**

- Gandhi Jayanti
- Food (Healthy/Junk)
- World Food Day

**Activities:**

- Gandhi Jayanti – Presentation & Free Hand Drawing
- Activity & Presentation on healthy/junk food & food pyramid
- Teacher's Presentation on World Food Day

**NOVEMBER**

- Winter Season
- Children's Day

**Activities:**

- Workshop – Winter Season
- Freehand drawing - Winter Season
- Children's Day – Colouring Sheet

**DECEMBER**

- Community Helpers

(14)

- Insects
- Christmas
- Common Birds



**Activities:**

- Workshop – Our Helpers & Role play activity
- Free hand drawing - Common Birds & Insects

**JANUARY**

- Republic Day (National Symbols)
- Common Flowers
- Spring season



**Activities:**

- Slide show & Badge Making – Republic Day
- Drawing of National Symbols
- Flower Basket

**FEBRUARY**

- Revision of entire syllabus

**NOTE:** Questionnaire given in the book will be taken up and revised. Page numbers 22-25 will not be included in the syllabus.

## **ART**

**Books:1. CREATIVE ART A**

**2. CREATIVE ART B**

### **APRIL - MAY**

- Scribbling in open space (Red , Yellow , Blue)
- Colours: Colour mixing activity
- Clay Modelling: Ball, Snake
- Labour's Day Activity: Card Making
- Mother's Day Activity: Muffin craft
- Father's Day Activity: Paper Craft
- Earth Day: Craft Activity

### **JULY**

- World Paper Bag Day – Paper bag making
- Van Mahotsav- Seedling Activity
- Free Hand Drawing: Sun, Umbrella, Clouds
- Clay Modelling: Caterpillar, Sun
- Group Activity: related to Rainy season

### **AUGUST**

- Friendship Day – Wrist band
- Independence day – Paper craft Activity
- Clay Modelling: Flag, Fruits
- Free Hand Drawing – Butterfly, Flower
- Raksha Bandhan: Paper Craft (Rakhi) (16)



- Janamashtmi: Krishna Crown

### **SEPTEMBER**

- Ganesh Chaturthi Activity- Wall Hanging
- Free Hand Drawing: Boy, Girl, Hut
- Clay Modelling: Vegetables, Butterfly, Ganesha
- Grandparent's Day Activity: Photo frame

### **OCTOBER**

- Durga puja – Colouring sheet
- Dussehra – Group activity (Ravana)
- Free Hand Drawing: Gandhiji, Garden Scene
- Clay Modelling: Bow & Arrow, Diya, candle
- World Smile Day: Finger puppet
- Deepawali – Toran making

### **NOVEMBER**

- Free Hand Drawing: Underwater world
- Clay Modelling: water animals

### **DECEMBER**

- Christmas : Paper Craft (rocking Santa)
- Free Hand Drawing: Scenery, winter season
- Clay Modelling: Snowman, Christmas tree (17)

### **JANUARY**

- Lohri: Free hand drawing
- Republic Day: Badge making
- Clay Modelling: Lotus, Mango

### **FEBRUARY**

- Revision of Scenery & Underwater world

## **LIFE SKILLS**

### **Personality Development**

a) **About yourself** – Name, age, class, birthday, parent's name, school name, best friend, favourite dish, favourite colour, programme, cartoon, movie.

**Objective** – To enable the child to speak 5-8 lines on himself/herself.

#### **Activities**

- ❖ Colouring in candles according to the age
- ❖ Collecting picture of favourite cartoon character and favourite toy.

b) **Self management/ Personal hygiene**

- ❖ To button up shirt
- ❖ To fold handkerchief
- ❖ To eat with a fork and a spoon
- ❖ To wash hands before and after every meal
- ❖ To trim nails every week
- ❖ To wear his/her shoes

**Objective** – To make the child independent

#### **Activities**

- ❖ Buttoning up shirt and folding handkerchief
- ❖ Making personal hygiene kit
- ❖ Use of a fork and a spoon


### **Building moral values**

Inculcating qualities like discipline, honesty, politeness, helping, sharing and keeping environment clean.

**Objective** – To develop good values and right attitude in the child.

#### **Activities**

- ❖ Story dramatization
- ❖ Puppet show
- ❖ Workshops
- ❖ Slide shows
- ❖ Teacher's presentations



### **Social values**

Respect and love for family, friends, school and animals.

**Objective** – To make the child a good human being by knowing about social values.

#### **Activities**

- ❖ Story dramatization
- ❖ Role Play
- ❖ Activities for family members

### **JUDGEMENT CRITERION**

Judgement criterion for the competitions are as follows:-

1) Fancy Dress Competition

- Theme, costume, confidence, overall presentation

2) Solo Dance Competition

- Costume, stage coverage, gestures, overall presentation.

3) Hindi Rhyme Recitation Competition

- Confidence, content, expressions, overall presentation.

4) Colouring Competition

- Colouring strokes, neatness, colour combination, overall presentation.

5) English Rhyme Recitation Competition

- Confidence, content, expressions, overall presentation.

6) Paper Tearing & Pasting Competition

- Neatness, overall presentation.