



VIKAS BHARATI PUBLIC SCHOOL
SESSION: 2024-2025
CLASS: VIII
HOLIDAY HOMEWORK

Welcome to Holiday Homework Adventure! This packet is your ticket to a journey of discovery, creativity, and learning across various subjects. Whether you're exploring the depths of science, unraveling the mysteries of history, or crafting imaginative stories, this holiday homework is designed to spark your curiosity and fuel your academic growth.

As you dive into each subject area, remember that learning is not just about completing tasks but about gaining new insights, developing critical thinking skills, and fostering a love for knowledge that extends beyond the classroom.

Let's embark on this exciting adventure together, where every page turned, every equation solved and every story written bring us closer to unlocking the vast world of education and exploration.

May your learning be successful, get ready for your PA 1 and have a fantastic summer break!





Q1. Use the words in brackets to form a new word that fits in the blank. (first one is done for you). Also, name its part of speech.

1. You have the choice. You can either go by bus or walk. (choose)

Noun

2. The lesson was _____. I almost fell asleep. (bore)
3. He has to wear these gloves for _____ reasons. (safe)
4. The _____ of our rainforests is a serious problem. (destroy)
5. The new flat is not _____. It's too expensive. (afford)
6. Listen carefully to the _____ before you go out! (instruct)
7. _____ doesn't have anything to do with how much money you have.
(happy)

Q2. Choose the correctly spelled word to complete each sentence:

1. She was _____ (happily / happilly) surprised by the unexpected gift.
2. The company's _____ (financial / finantial) situation improved after the new CEO took over.
3. His _____ (appearance / appearence) at the event caused quite a stir among the attendees.
4. The team _____ (achieved / acheived) their goal of winning the championship.
5. The professor's lecture was _____ (incomprehensible / incomprehencible) to most of the students.

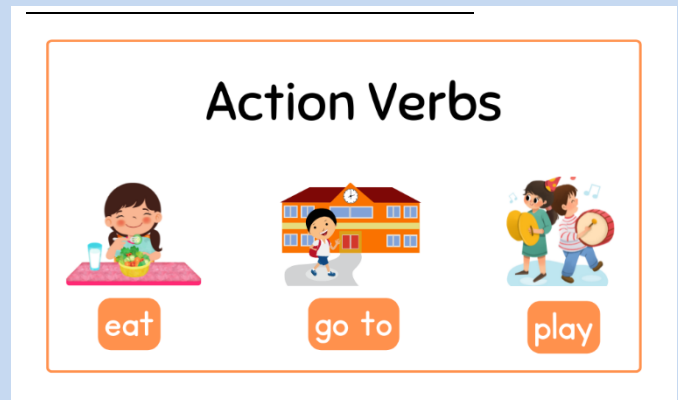
6. He received a _____ (separate / seperate) invitation to the event.
7. The chef prepared a delicious _____ (dessert / desert) for the guests.
8. The students conducted a scientific _____ (experiment / expirement) in the lab.
9. The company offers a wide range of _____ (opportunities / oppertunities) to choose from.
10. The museum is famous for its ancient _____ (artifact / artefact) collection.
11. She has excellent _____ (accommodation / accomodation) to say.



Degrees of Comparison

And

Form of Verbs



Q1. Complete each sentence so that it means the same as the one above. Use the positive degree.

Example: Sweden is bigger than Belgium.

Belgium isn't as big as Sweden.

1. The other students learn more quickly than me.
I don't learn _____ other students.
2. You're very angry and I'm very angry also.
I'm _____ you.
3. Her last film is very good and her new film is also very good.
Her last film is _____ her new film.
4. Central Park in New York is bigger than Hyde Park in London.
Hyde Park in London isn't _____ Central Park in New York.

Q2. Fill in the blanks with the correct degree of the adjective:

1. Mount Everest is the _____ (high) peak in the world.
2. Learning a new language can be _____ (frustrating) at times.

3. Her performance in the play was _____ (outstanding) than anyone else's.
4. This puzzle is _____ (complex) than the one we solved yesterday.
5. He is _____ (reliable) friend I have ever had.
6. The Amazon River is _____ (mighty) river in the world.
7. Learning Chinese is _____ (challenging) than learning Spanish.

Q3. Write the Past and Past Participle forms of the given verbs:

S.NO	PRESENT FORM (V1)	PAST FORM (V2)	PAST PARTICIPLE (V3)
1.	creep		
2.	abide		
3.	dig		
4.	bear		
5.	ride		
6.	strike		
7.	wake		
8.	seek		

Note: Take out the print of the worksheets and submit the bunch in a folder after the summer break.

➤ **PROJECT**

- ✚ On the basis of reading L-5(from Main Course Book), design a treasure box and write any five things that cannot be bought with money.
- ✚ Read Supplementary Reader for speaking skill assessment. The speaking skill will be assessed after the summer break.

हिन्दी

परियोजना कार्य - 'पूरक पुस्तक' में से पाठ 1 को चित्रात्मक ढंग से प्रस्तुत कीजिए तथा पाठ का अंत बदलिए।

उपर्युक्त कार्य ए - 4 शीट पर करना है तथा सारा ग्रीष्मावकाश कार्य फोल्डर में लेकर आएं।

व्याकरण -

प्रश्न - 1 हिंदी की बोलियाँ को सही शीर्षक के नीचे लिखिए।

अवधी, खड़ीबोली, ब्रजभाषा, बुंदेली, बघेली, कन्नौजी, छत्तीसगढ़ी, हरियाणवी

पूर्वी हिंदी	पश्चिमी हिंदी

प्रश्न - 2 निम्नलिखित शब्दों का वर्ण विच्छेद कीजिए।

क) प्रार्थना -

ख) आदर्श -

ग) वैज्ञानिक -

घ) परिश्रम -

ड) उज्वल -

प्रश्न - 3 निम्नलिखित तत्सम तद्भव शब्दों का मिलान कीजिए।

क) शर्करा

कौवा

ख) काक

भीख

ग) घोटक

घोड़ा

घ) भिक्षा

शक्कर

प्रश्न - 4 निम्नलिखित शब्दों के संधि विच्छेद कीजिए।

- क) अत्यधिक -----
ख) स्वागत -----
ग) भावुक -----
घ) शयन -----
ङ) स्वच्छ -----

प्रश्न - 5 निम्नलिखित शब्दों की संधि कीजिए।

- क) मत + अनुसार = -----
ख) वीर + अंगना = -----
ग) भारत + इंदु = -----
घ) वधू + ऊर्मि = -----
ङ) यदि + अपि = -----

प्रश्न - 6 निम्नलिखित शब्दों को शुद्ध कीजिए।

- क) अविष्कार -----
ख) परिनाम -----
ग) नरायन -----
घ) उज्जवल -----
ङ) उनति -----

प्रश्न - 7 निम्नलिखित शब्दों के मानक रूप लिखिए।

- क) खण्ड -----
ख) सुन्दर -----
ग) कम्बल -----
घ) चिन्ता -----
ङ) सम्बन्ध -----



Project –Chapter- Some Natural Phenomena

Make a pictorial project on the topic-

Topic- The Study of Earthquakes

Lay out of the project:

- What are Earthquakes?
- Different Causes of earthquakes.
- Effects of Earthquakes.
- What is meant by Intensity and Magnitude of earthquake?
- Epicentre and Focus of earthquake.
- What are Seismic Waves and how are these recorded or measured?
- What are aftershocks and fault zones?
- Methods(Protection against earthquakes and Precautions)of reducing Earthquake hazards.
- Design of earthquake resistant(safe) structures or building, materials used.

Make the project on (A-4 size sheets).

Note: Page1 of your project should have the following information: Name, Class, Section, Roll number, Date of submission and Acknowledgement.

Tie the sheets with a ribbon or a string as shown in the picture below. Do not bring your project in plastic folder.





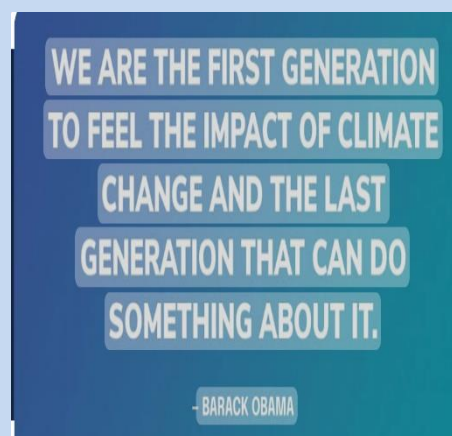
POSTER MAKING ON SUSTAINABLE DEVELOPMENT GOAL 13 : CLIMATE ACTION

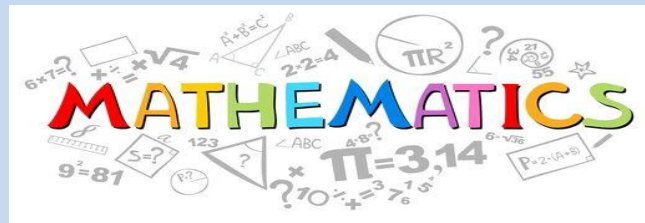


- **POSTER MAKING** : A poster is a large sheet that is placed either in a public space to promote something or to give a message on relevant social/other issues. Typically, posters include both textual and graphic elements, although a poster may be either wholly graphical or wholly text. Posters are designed to be both eye-catching and informative.
- **Sustainable Development Goals** : The Sustainable Development Goals are the blueprint to achieve a better and more sustainable future for all. They address the global challenges we face, including those related to poverty, inequality, climate change, environmental degradation, peace and justice. The 17 Goals are all interconnected, and in order to leave no one behind, it is important that we achieve them all by 2030.

ACTIVITY – Keeping in mind the above information, design an attractive poster on Sustainable Development Goal 13 : Climate Action on an A4 size sheet.

Reference Images :





1. Learn tables from 2 to 20, squares of numbers from 1 to 30 and write them in Mathematics register.

2. ABSTRACT ART

Geometrical patterns are a great way to add visual interest and complexity to designs. Here are some tips for creating geometrical pattern designs:

1. Start with a basic shape.
2. Play with repetition
3. Use symmetry
4. Combine shapes.
5. Consider color and texture
6. Simplify the design
7. Test the design


Prepare a Geometrical design using A4 size sheet.

Reference Links :

<https://youtube.com/shorts/2OxMR6hIpEw?feature=share>

https://youtube.com/shorts/n_Nd5WpKeWA?feature=share

Reference Images:



3. MATHS PROJECT:

MATHS PROJECT

DATA HANDLING CLASS VIII

Learning Objectives:

- To understand the concept of **DATA ANALYSIS**
- To list various examples which involves probability.
- To apply the concept of **Circle Graph** in real-life situations

1

COVER PAGE

Draft the first page of your project- " Maths Project"

- Topic - " DATA HANDLING"
- Your name
- class - section
- Roll number.



2

INTRODUCTION

Start the second page by writing few lines about yourself, your hobbies, likes & dislikes. Also write few lines about:

- Importance of Mathematics
- Your favourite topic in Mathematics
- Use of mathematics in daily life



3

INDEX

For the rest of the project work, on the third page, outline an index with serial number and topic covered on each page.



4

DATA HANDLING

Define circle graph, probability. Draw/Paste pictures depicting the use of pie-chart and probability in daily life.



5

ACTIVITY

Design any one interesting activity based on Topic: **PROBABILITY** like crossword/maze/Word Search / Comic Stript.

6

TASK

Draw central angle table to represent your marks secured in six main subjects of class 7 (final term examination). Represent the data through pie-chart.

7

Case Study

Solve the case study sheet given.

8

LEARNING OUTCOME

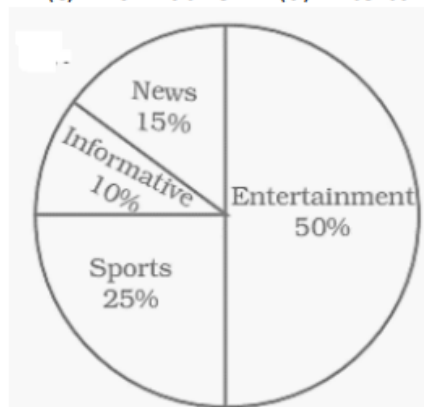
Write a brief note about your learning outcomes: What did you learn and understand from this project.



Case Study
Class VIII

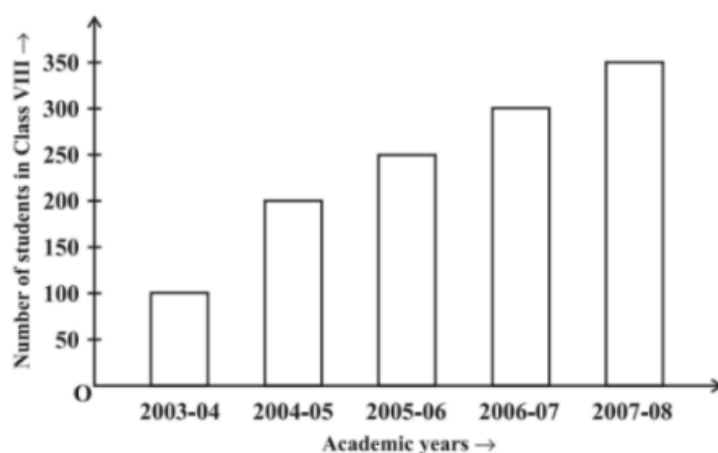
MCQ TYPE

- The range of the data- 9, 8, 4, 3, 2, 1, 6, 4, 8, 10, 12, 15, 4, 3 is
(a) 15 (b) 14 (c) 12 (d) 10
- The following data: 2, 5, 6, 25, 20, 12, 8, 7, 6, 6, 21, 6, 30, 32, 23, 40, 51, 15, 2, 9
is collected by class 8 student. Find the frequency of getting no. 6.
(a) 5 (b) 4 (c) 3 (d) 2
- The pie chart depicts the information of viewers watching different type of channels on TV.
Which type of programmes are viewed the most?
(a) News (b) Sports (c) Informative (d) Entertainment



5. In a city Delhi, there was a huge demand of opening new KV's as big change in admission was reported. The admission from the year 2003 to 2008 was shown by a graph on the basis of the given graph answer the following.

- In which year 300 students were admitted?
- In the year 2004-2005, How many students were admitted?
- Name the type of Graph by which data is shown.



SPELL BEE

VIKAS BHARATI PUBLIC SCHOOL
SESSION: 2024-2025
CLASS VI-VIII
Vocabulary Enrichment Worksheet (SPELL BEE)
Holiday Homework

NAME: _____ SEC: _____ ROLL NO. _____ DATE: _____

(Note: Take the print-out of the worksheet and complete it.)

A. Word connection.

1. Choose the antonym of the word in bold:

Few people will admit to being racially **prejudiced**.

- a. underestimate b. hindrance
c. predispose d. unbiased

2. Choose the antonym of the word in bold:

His speeches in the chamber were always **eloquent** and powerful.

- a. forceful b. irrelevant
c. relevant d. inarticulate

3. Choose the antonym of the word in bold:

His behaviour has **exalted** the power and prestige of his office.

- a. upgraded b. degraded
c. prominent d. dignified

4. Choose the antonym of the word in bold:

Political leaders united yesterday to **condemn** the latest wave of violence.

- a. castigate b. deprecate
c. commend d. comment

5. Choose the synonym of the word in bold:

Some of the younger pop bands try to **imitate** their musical heroes from the past.

- a. oppose b. defame
c. truthful d. copy

6. Choose the synonym of the word in bold:

I **despise** anyone who is cruel to animals.

- | | |
|-----------|----------|
| a. accuse | b. hate |
| c. appeal | d. abuse |

7. Choose the synonym of the word in bold:

His capacity for learning languages **astonished** me.

- | | |
|---------------|-------------|
| a. frightened | b. expected |
| c. amazed | d. emulated |

B. Word Makeup.

1. Choose the word from which a meaningful word can be formed using the suffix below:

ible

- | | |
|-----------|-------------|
| a. adapt | b. suggest |
| c. access | d. response |

2. Choose the word from which a meaningful word cannot be formed using the suffix below:

ry

- | | |
|------------|------------|
| a. gallant | b. circuit |
| c. nurse | d. confine |

3. Choose the word from the given options which won't form a meaningful word using the suffix below:

ious

- | | |
|----------|----------|
| a. envy | b. court |
| c. glory | d. study |

4. Choose the word from which a meaningful word cannot be formed using the prefix below:

in

- | | |
|--------------|------------|
| a. partial | b. fest |
| c. different | d. animate |

5. Choose the word from the given options which won't form a meaningful word using the prefix below:

pre

- a. face
- c. dict

- b. cease
- d. caution

6. Choose the word from which a meaningful word can be formed using the prefix below:

im

- a. partiality
- c. cite

- b. pervious
- d. passe

C. Mingle-Mangle.

1. Identify the word with jumbled letters in the sentence: To be trusted is a greater tnenmoiclp than to be loved.

- a. complacent
- c. compliment

- b. complicated
- d. complement

2. Identify the word with jumbled letters in the sentence: The names of the shops are entirely lanoitcif.

- a. factional
- c. fictitious

- b. frictional
- d. fictional

3. Identify the word with jumbled letters in the sentence: Don't demlde with the electrical wiring.

- a. middle
- c. medal

- b. meddle
- d. dilemma

D. Picture Speak.

1. Select the correct spelling for the image:

- a. veterrarian
- c. veterinarian

- b. veterinerian
- d. veterinerien



2. Select the correct spelling for the image:



- a. chameleon
- c. cameleon

- b. chamelion
- d. chamileon

3. Select the correct spelling for the image:



- a. journeлист
- c. jornalist

- b. journalist
- d. jounlist

संस्कृत

1. शब्द रूप- अजः अकारान्त, कोकिला आकारांत , पुस्तक नपुंसकलिंग शब्द रूप लिखिए और याद कीजिए (यह कार्य संस्कृत की उत्तर पुस्तिका में कीजिए)
2. अपनी पाठ्य-पुस्तक से कोई दो श्लोक अर्थ सहित याद कीजिए।
3. आपके दैनिक जीवन में काम आने वाली 10 वस्तुओं के चित्र चिपकाएं और उनके नाम संस्कृत में लिखिए। (A4 size sheet पर करना है। पहले पेज़ पर नाम कक्षा अनुक्रमांक स्कूल का नाम इत्यादि लिखना है। उसके बाद काम करना है। 1 या 2 पेज़ पर)
4. P.A. 1 का पाठ्यक्रम याद कीजिए।



To keep yourself updated with the latest and trending National and International events, maintain a journal, by writing the current affairs from June 10 to June 30. This will be assessed in the Current affairs component of Periodic Assessment I of General Knowledge.



Create a poster on any one of the following topic:

- Online Friendships - Safe or Unsafe?
- Social Media for Social Good
- Digital Citizenship
- Future of Our Digital World



JUTE FLOWER VASE

[https:// www.youtube.com/watch?v=VfrNXd_mnBI](https://www.youtube.com/watch?v=VfrNXd_mnBI)

<https://www.youtube.com/watch?v=4rrZJISqLYU>



Let's Explore Lakshadweep Islands

Design a detailed travelogue (travel guide) to Lakshadweep Islands focusing on the diverse destinations, cultural heritage and traditions, activities, cuisines, markets, etc

