


**VIKAS BHARATI PUBLIC SCHOOL**  
**SESSION: 2024-2025**  
**CLASS: II**  
**HOLIDAY ASSIGNMENT**

**Name:** \_\_\_\_\_ **Class/Sec:** \_\_\_\_\_ **R. No:** \_\_\_\_\_



Hey Kids!!!!!!

Summer Vacation is at your doorstep, probably the best time of the year for you all. We wish that you enjoy your long break with your parents, family and friends. Try to utilize your time in such a way that you are able to sharpen your intellect as well as tone up your body by doing exercises. Read, play and enjoy!




Summer Vacation is a time full of fun and frolic, going for picnics, playing for long hours, exploring new places and much more. But dear children, there is a lot more to do to make your vacation more interesting and meaningful. Holiday time is a well-deserved opportunity to relax and rewind by indulging in activities that are pleasurable at the same time

Summer Holiday Homework is an initiative on our part, to inculcate innovation, creativity and interest in the tasks assigned to our students. It will not only enable them to recapitulate what was taught but will also help them to connect themselves to the various learning processes. Please ensure that you complete the assignments neatly.

**The school will re-open on Monday, 1 July 2024.**

**happy  
holiday!**

## ENGLISH



- 1) The more you practice the better you get. Revise all grammar concepts done so far.
- 2) Beautiful handwriting reflects your personality. Do 15 pages of cursive writing in your second English school notebook to improve your handwriting. Label it as English Handwriting notebook.
- 3) Reading is one of the most essential elements of any language. Read English newspaper every day. Learn new words, find their meanings and build your vocabulary.
- 4) There is no friend as loyal as a book. Read a good English story book of your choice during the summer vacation. Make a colourful bookmark for your book. Decorate it and write an inspirational quote on it that inspires you to read.
- 5) Cyber Fun: Suggested internet sites to visit:
  - a) [www.pitara.com](http://www.pitara.com)
  - b) [www.magickeys.com](http://www.magickeys.com)



## हिंदी



- 1) लिखावट एक आवश्यक कौशल:  
अच्छी लिखावट के लिए 15 पृष्ठ सुलेख लिखिए।
- 2) चक्र-1 के सभी व्याकरण विषयों को दोहराएँ और उनका अभ्यास करें।
- 3) छुट्टियों में आपने जो-जो कार्टून देखे, उनमें से अपने प्रिय कार्टून का चित्र बनाकर उसके बारे में 4-5 पंक्तियाँ लिखिए।

4) नैतिक शिक्षा से संबंधित कोई 15 कहानियाँ पढ़िए व उनसे मिली

सीख का अपने जीवन में प्रयोग करें जैसे – ईमानदार होना,

समय पर काम करना, झूठ ना बोलना, दूसरों की मदद करना

आदि। कहानियों में से प्रतिदिन एक नया शब्द खोजकर लिखिए

और शब्दकोश से देखकर उसका अर्थ भी लिखिए।



**नोट:** ऊपर दिया गया कार्य अपनी दूसरी हिंदी की स्कूल से मिली कार्यपुस्तिका में करें।

5) घर में रखी पुरानी मैगज़ीन में से चित्र ढूँढिए जैसे-  
सूरज, पशु-पक्षी, झूले, बच्चे, बादल, पौधे, पेड़,  
तितलियाँ आदि। इन चित्रों को काटकर A4 शीट पर  
चिपकाएँ व बगीचे का कोलाज तैयार कीजिए।  
चिपकाए गए चित्रों के नाम लिखकर बगीचे पर 10  
नाम लिखिए।




## MATHEMATICS

1) Revise the tables 2 to 5

2) Revise all the concepts covered so far for Cycle-1

3) Count the number of things at your home- windows, chairs, spoons, fans, glasses and cups. Write in numerals and their number names. Do this work on an A-4 size sheet.

4) Make a calendar of your birthday month and circle all the even numbers. Do this work on an A-4 size sheet.



5) Be observant -Measure the height and weight of your family members and arrange them in ascending or descending order. Make a chart on an A-4 sheet.




## ENVIRONMENTAL STUDIES


- 1) Go and buy fruits and vegetables with an elder from the neighbourhood market. Prepare a chart (as mentioned below) on a A-4 size sheet and record your observation.

S.No.	Name of the fruit/vegetable	Colour (outside/inside)	Taste	Draw and colour
1.				
2.				
3.				
4.				
5.				

- 2) Place water in a small, broad bowl outside your home, in the garden or on the terrace, keep some food grains in a bowl as well. Observe and identify the birds that visit. Paste the pictures of the birds on a A-4 size sheet and label them.



- 3) Get leaves of different plants from a garden. Place the leaves on a table. Place a white paper on each leaf. Gently rub a crayon or colour pencil on the paper. Now paste all the imprints of leaves on the A-4 size sheets and label them. (Collect imprints of 10-15 different leaves.)



## ART & CRAFT

I Am An Artist : Pg 5,21,27,33,34

Adore Art : Pg 1, 10



\*\*\*\*\*